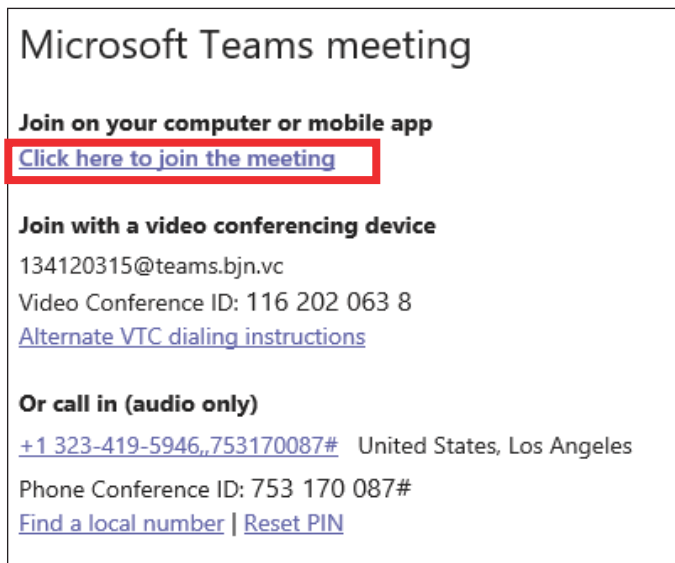
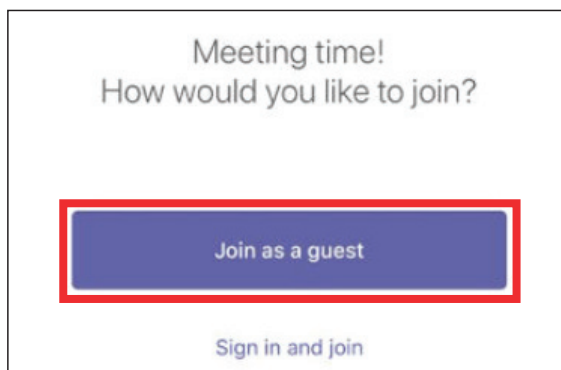


Join a Meeting as a Guest (customer)

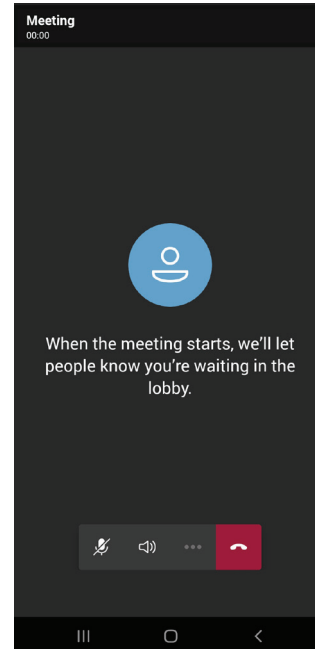
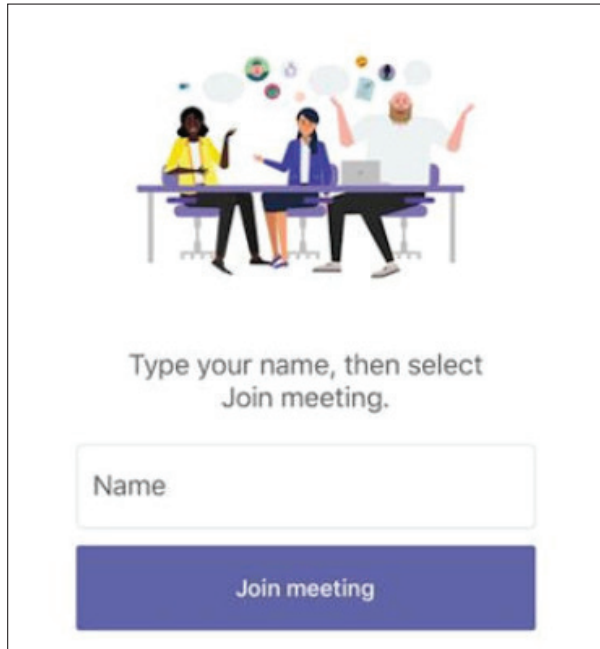
- 1 In the meeting email invite, select **Join the Meeting**.



- 2 If you don't already have the Teams mobile app, you'll be taken to your app store to download it (the app is required to join a meeting on a mobile device).
- 3 Download the app and open it right from the app store page. Teams will ask if it's okay to use your microphone. Be sure to allow it so others in the meeting will be able to hear you.
- 4 Next, you'll be given two options for joining your meeting: Join as a guest or Sign in and join. Choose **Join as a guest**.

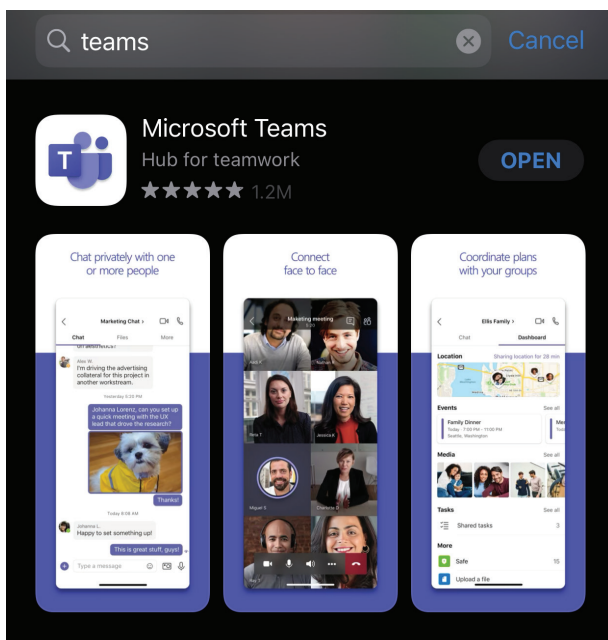


- 5 Type your name and tap **Join Meeting**. Once you're in the meeting, you can turn your video or microphone on or off by tapping on the center of your screen to show the meeting controls. Tap again to hide them.



- 6 The **Teams App** can be found in both the Apple and Android App Stores

iPhone



Android

